

User Manual

Spotlight Camera



Model: S41/SPC

Table of Contents

1 Overview.....	3
1.1 Key Features.....	3
1.2 Read before Use.....	3
1.3 Packing Contents.....	3
1.4 Physical Description.....	4
1.5 SD Card Management.....	4
1.6 Add Device: Connection via the Foscam App.....	5
1.7 Installation.....	5
1.8 Waterproof Lid Installation Guide.....	6
2 Default Parameters.....	7
3 Specification.....	7

1 Overview

1.1 Key Features

- ◆ 4MP QHD Waterproof IP Camera
- ◆ H.264+/H.264 video Compression
- ◆ Supports Human detection&PIR detection
- ◆ Supports maximum 110dB alarm siren
- ◆ Compatible with free Foscam Video Management Software
- ◆ Compatible with free Foscam iOS and Android APP
- ◆ Support 2.4GHz&5GHz dual-band WiFi
- ◆ Built-in 2pcs white LED and 2pcs IR LED, has excellent night vision image
- ◆ Supports WDR(Wide-Dynamic Range)
- ◆ Supports 256GB Micro SD Card storage(External)
- ◆ Night Vision Range up to 10m(33 feet)
- ◆ P2P Feature for Easy Remote Access
- ◆ Supports image snapshot
- ◆ Supports dual-stream
- ◆ Supports remote viewing & record from anywhere anytime
- ◆ Multi-level users management with password protection
- ◆ Supports multiple network protocols: IP, TCP, UDP, SMTP, FTP, DHCP, RTSP
- ◆ Supports Alexa
- ◆ Supports Google Assistant

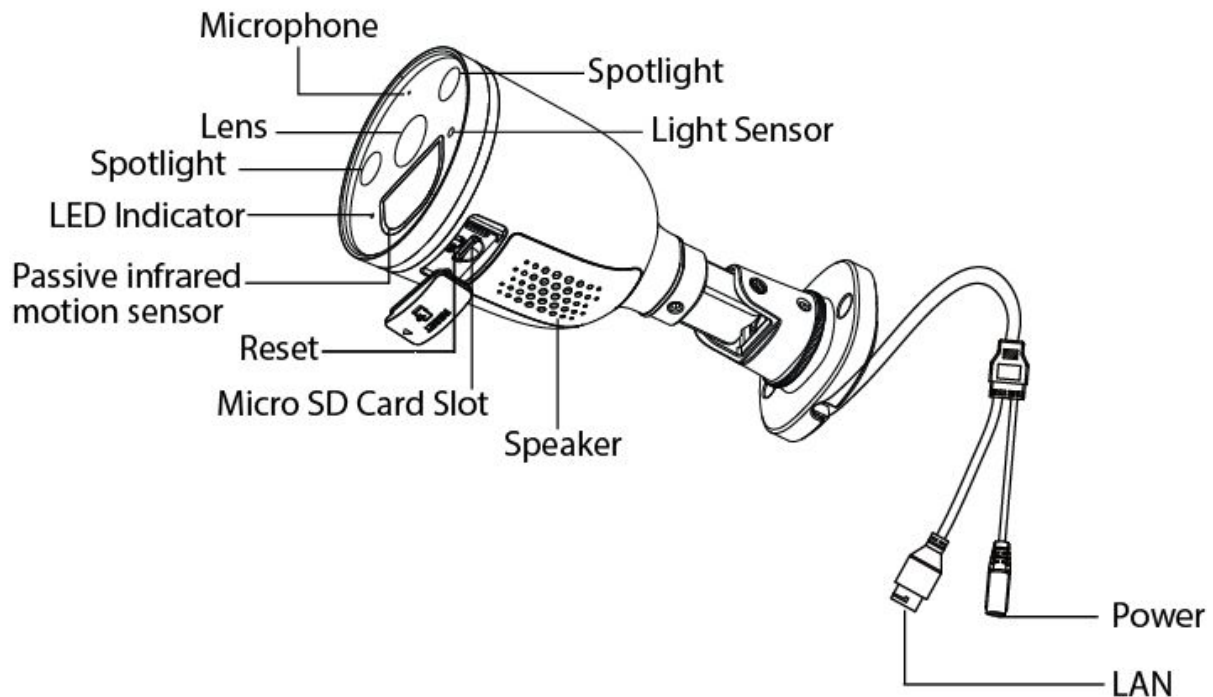
1.2 Read before Use

Please first verify that all contents received are complete according to the Package Contents listed below. Before the Network Camera is installed, please carefully read and follow the instructions in the Quick Setup Guide to avoid damage due to faulty assembly and installation. This also ensures the product is used properly as intended.

1.3 Packing Contents

● Camera× 1	● Ethernet Cable× 1
● Quick Setup Guide × 1	● Expansion Screws× 1
● Waterproof Lid × 1	● Surveillance sign× 1
● Power Adapter × 1	

1.4 Physical Description



Microphone: Built-in Microphone.

Lens: Fixed focus lens.

Spotlight: See full-color images at night with the spotlight on.

LED Indicator: Infrared LED for night vision.

Passive Infrared motion sensor: The Passive Infrared motion sensor is electronic devices which are used in some security alarm systems to detect motion of an infrared emitting source, usually a human body.

Reset: Press and hold on the reset button for 10 seconds. Releasing the reset button, the password will back to the factory default administrator password.

Micro SD Card slot: Supports up to 256GB SD card for storing the video.

Speaker: Built-in speaker

Power: AC wiring interface.

LAN:10/100M adaptive Ethernet interface. Through this interface, IP camera can be connected with various network devices, such as hub, router, etc.

1.5 SD Card Management

This camera supports Micro SD Card.

When you plug in the SD card during the camera work process, please reboot the camera again, or else the SD card might not work well.

On Foscam app go to the **Settings→Device Status→Device Status** page, you can see the SD card status.

1.6 Add Device: Connection via the Foscam App

Scan the QR code below to download and install the Foscam APP.

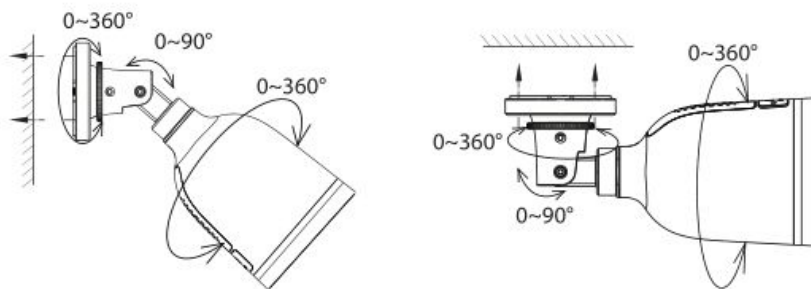


Please refer to the **Quick Setup Guide**.

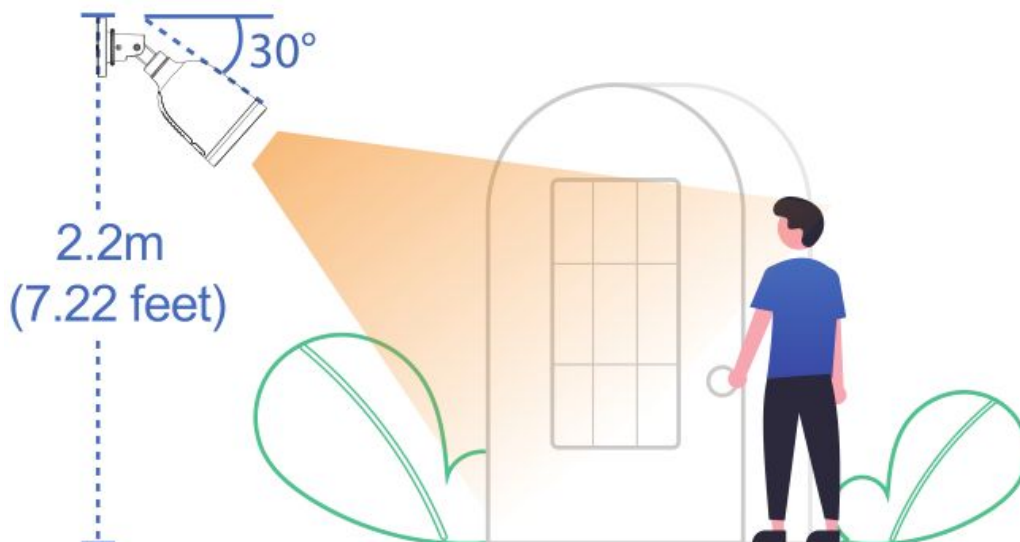
1.7 Installation

Please refer to the **Quick Setup Guide**.

Point the camera at the desired location and use the screws provided to mount it.



For the best product experience, we suggested installation height of Spotlight camera: 2.2m (7.22 feet), camera downward tilt angle 30° .



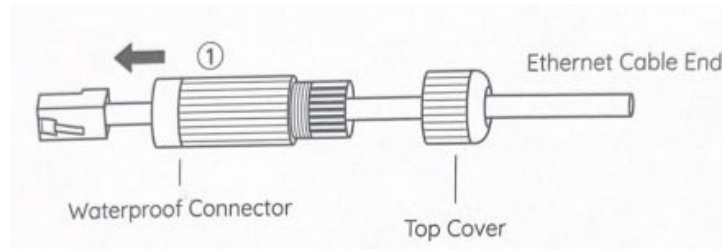
Please Note:

Ensure that rain or water will not reach the connector ports at the end of the pig tail wiring. These connectors are not weather-resistant.

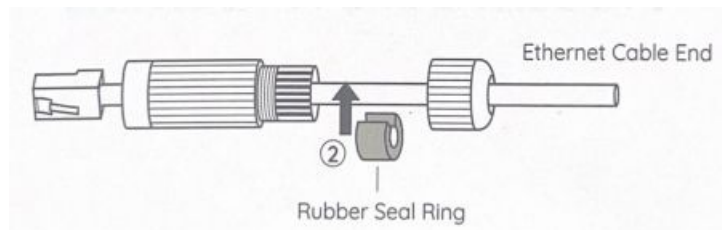
1.8 Waterproof Lid Installation Guide

When mounting your camera outdoors, you are suggested to install the waterproof lid for it. You may follow the steps for installation.

1. Thread the Ethernet cable through the top cover and then the waterproof connector.

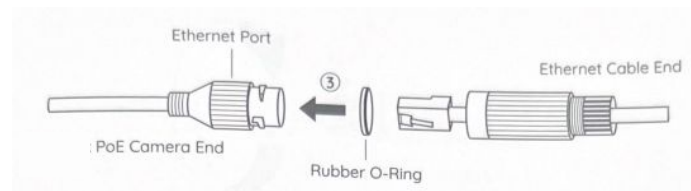


2. Put the rubber seal ring around the Ethernet cable between the top cover and the waterproof connector.

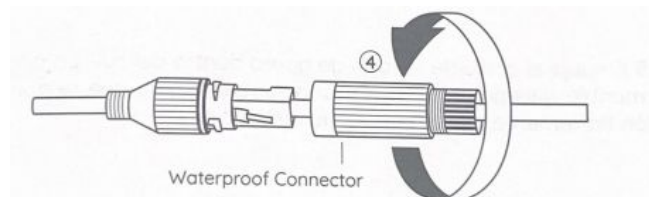


Note: The rubber seal ring provided has been cut. If not, you may manually cut it.

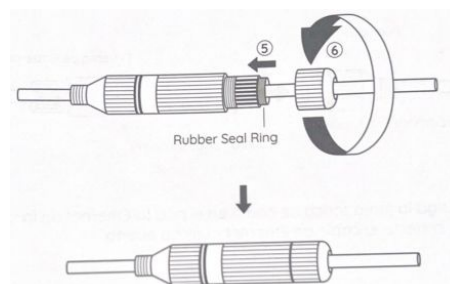
3. Put on the rubber O-ring to the Ethernet port of the camera and plug the Ethernet cable into the Ethernet port.



4. Align the waterproof connector with the Ethernet port, then twist it clockwise to tighten the two parts.



5. Push the rubber seal ring into the waterproof connector, then screw the top cover and lock it into position firmly to finish installation.



2 Default Parameters

Default network parameters

IP address: obtain dynamically

Subnet mask: obtain dynamically

Gateway: obtain dynamically

3 Specification

ITEMS		S41/SPC
Spotlight	White LED	The irradiation distance of white light can reach 10m
	Color Temperature	6500K
Image Sensor	Sensor Type	High Definition Color CMOS Sensor
	Display Resolution	4.0Megapixels(2560*1440)
	Min. Illumination	0 Lux (With IR Illuminator)
Lens	Lens Type	f.2.8mm; F2.4
	Angle of view	Diagonal: 116°, Horizontal: 100°, Vertical: 55°
Video	Image Compression	H.264+/H.264
	Image Frame Rate	Max 25fps (4MP)
	Resolution	2K(2560*1440) 25fps,1080P(1920x1080) 25fps,720P(1280 x 720)
	Flip Image	Flip and mirror
	Night Mode	Manual and automatic modes,when the white light is on, the night vision image is colored
	Night Visibility	10m
Audio	Input/Output	Build-in mic and speaker,support full duplex 2-way Audio
	Audio Compression	AAC
	Siren	Support maximum 110dB alarm siren
PIR	PIR Detection	Built-in 1PCS PIR sensor, detection Angle up to 90°
Network	Ethernet	One 10/100Mbps RJ45 port
	Wireless Standard	IEEE802.11b/g/n/ac
	Wireless Security	WPA, WPA2
	Remote Access	P2P
	Wifi configuration Mode	Support scan QR code , sound wave to add camera
	Network Protocol	IP, TCP, UDP, SMTP, FTP, RTSP
System Requirements	Operating System	Microsoft Windows (Foscam VMS), MacOS (Foscam VMS), Android (Foscam app), iOS (Foscam app)
Other Features	Light Control	Manual switch or alarm linkage
	Motion Detection	Alarm via E-Mail, FTP and Foscam app when an event is detected
	Sound Detection	Alarm via E-Mail, FTP and Foscam app when an event is detected

	Human Detection	Alarm via E-Mail, FTP and Foscam app when an event is detected
	PIR Detection	Built in 1pcs PIR Sensor, Supports sensitivity and range adjustment
	Privacy Block	Yes
	WDR	Improve image clarity in complex scenario
	Zoom	6X digital zoom function
	Storage	Support max. 256GB Micro SD card, local and FTP storage, Foscam cloud storage
	Cloud	Support cloud storage
LED	Indicator LED	Blue&Red
Power	Power Supply	DC12V/1A
	Power Consumption	12Watts (Max.)
Physical	Dimension(LxWxH)	170(L)x75(φ)mm
	Net Weight	290g
Environment	Waterproof	IP66
	Operating Temperature	-20°C~ 60°C (-4°F ~ 140°F)
	Operating Humidity	20% ~ 85% non-condensing
	Storage Temperature	-20°C ~ 60°C (-4°F ~ 140°F)
	Storage Humidity	0% ~ 90% non-condensing
Certification	CE, FCC, RoHS, WEEE	

For other parts, please refer to the “FOSCAM Camera User Manual”